

# ELGENS CO.,LTD.

7F.-6, No. 492, Bannan Rd., Zhonghe Dist., New Taipei City 235, Taiwan (R.O.C.)

## TEST REPORT

**SCOPE OF WORKS**

Vibration Test

**REPORT NUMBER**

200500053TWN-001

**ISSUE DATE**

12-May-2020

**SAMPLE RECEIVED DATE**

7-May-2020

**TEST DATE**

7-May-2020 to 8-May-2020

**PAGES**

12


**DOCUMENT CONTROL NUMBER**

GFT-OP-10b (18 April-2017)

© 2020 INTERTEK



Testing Laboratory  
0910



## TEST REPORT FOR ELGENS CO.,LTD.

Report No.: 200500053TWN-001

Date: May, 12, 2020

Telephone: +886 2 66022888

Facsimile: +886 2 66022415

www.intertek-twn.com

## PRODUCT / MODEL

Panel PC / LPC-P156WH-273

## Series No.

LPC-stuvwxyz

(s, t, u, v could be 0-9 & A-Z, for LCD size and touch screen.

w, x, y, z could be A-Z, a-z, 0-9, hyphen, dash or blank for expanded features and marketing purpose. )

## OBJECTIVE

Observe the sample and record for any different during and after the test.

Authorized by:

On Behalf of Intertek Testing Services

Taiwan Limited

Tested by:

  
TED WU  
Sr. MANAGER



  
Andrew Tang

This report is for the exclusive use of Intertek's Client and is provided pursuant to the agreement between Intertek and its Client. Intertek's responsibility and liability are limited to the terms and conditions of the agreement. Intertek assumes no liability to any party, other than to the Client in accordance with the agreement, for any loss, expense or damage occasioned by the use of this report. Only the Client is authorized to permit copying or distribution of this report and then only in its entirety. Any use of the Intertek name or one of its marks for the sale or advertisement of the tested material, product or service must first be approved in writing by Intertek. The observations and test results in this report are relevant only to the sample tested. This report by itself does not imply that the material, product, or service is or has ever been under an Intertek certification program.

## SECTION 1

### INDEX

SECTION NAMES	PAGE
Objective	3
Parameters	3
Sample Acquisition	3
Equipment	4
Data Sheet	4

## SECTION 2

### OBJECTIVE

Vibration Test – With reference to IEC 60068-2-6 Test Fc

## SECTION 3

### PARAMETERS

The following parameters are controlled

VALUE	UNITS	METHOD	CI
Acceleration	m/s <sup>2</sup>	Shaker	95%

## SECTION 4

### SAMPLE ACQUISITION

Provided by the applicant.

Date: May, 12, 2020

**SECTION 5**  
**EQUIPMENT LIST**

#	EQUIPMENT DESCRIPTION	MANUFACTURER'S NAME / MODEL #	INTERTEK ASSET #	CALIBRATION DATE	CALIBRATION DUE
1	Shaker	Shinken / G-0220N	RL020	Sep. 20, 2019	Sep. 19, 2020

Testing was conducted at:

Intertek Testing Services Taiwan Ltd., 5F, No. 423 Ruiguang Rd., Neihu Dist., Taipei 11492, Taiwan

**SECTION 6**  
**Vibration Test – DATA SHEET**

**Laboratory Ambiance Condition:**

Temperature : 15 ~ 35 °C

Humidity : 25 ~ 75 %RH

**Peripheral Setup Diagram:**

-Sample size: 1 unit

-Sample photo before the test:



Date: May, 12, 2020

-Setup photo:  
Researching



X axis



Y axis



Z axis

Dwelling



X axis



Y axis



Z axis

-Sensor position:



Date: May, 12, 2020

**Test Condition:**

**Researching Resonance**

- Pulse Shape: Sine wave
- Operating (AC 230V): Input electrical power to operate during the test.
- Frequency Range: 2 Hz to 100 Hz
- Acceleration: 7 m/s<sup>2</sup>
- Sweep Rate: 0.5 octave/minute
- Direction: X, Y and Z axes
- Spectrum:

Frequency (Hz)	Displacement (mm, pk-pk)	Acceleration (m/s <sup>2</sup> )
2	1	-
13.2	1	7
100	-	7

**Dwelling Resonance**

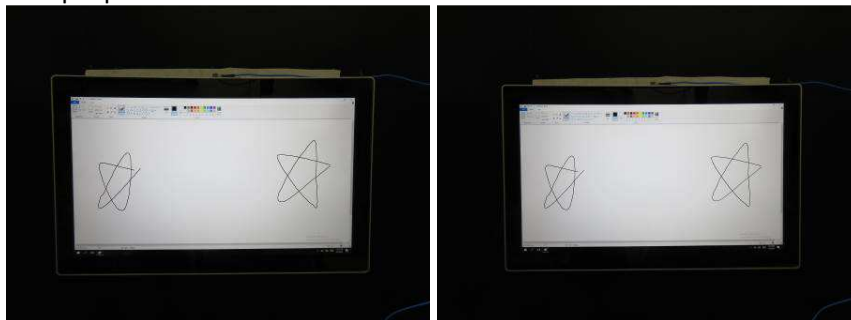
- Pulse Shape: Sine wave
- Operating (AC 230V): Input electrical power to operate during the test.
- Acceleration: 7 m/s<sup>2</sup>
- Duration: 120 minutes per frequency of resonance
- Direction: X, Y and Z axes

**Test Procedure:**

- Check the sample's appearance before the test.
- Install the sample on the testing table and set up testing condition.
- After testing, take off sample from table and put it in the storage area.
- Observe the sample and record for any visible change after testing.

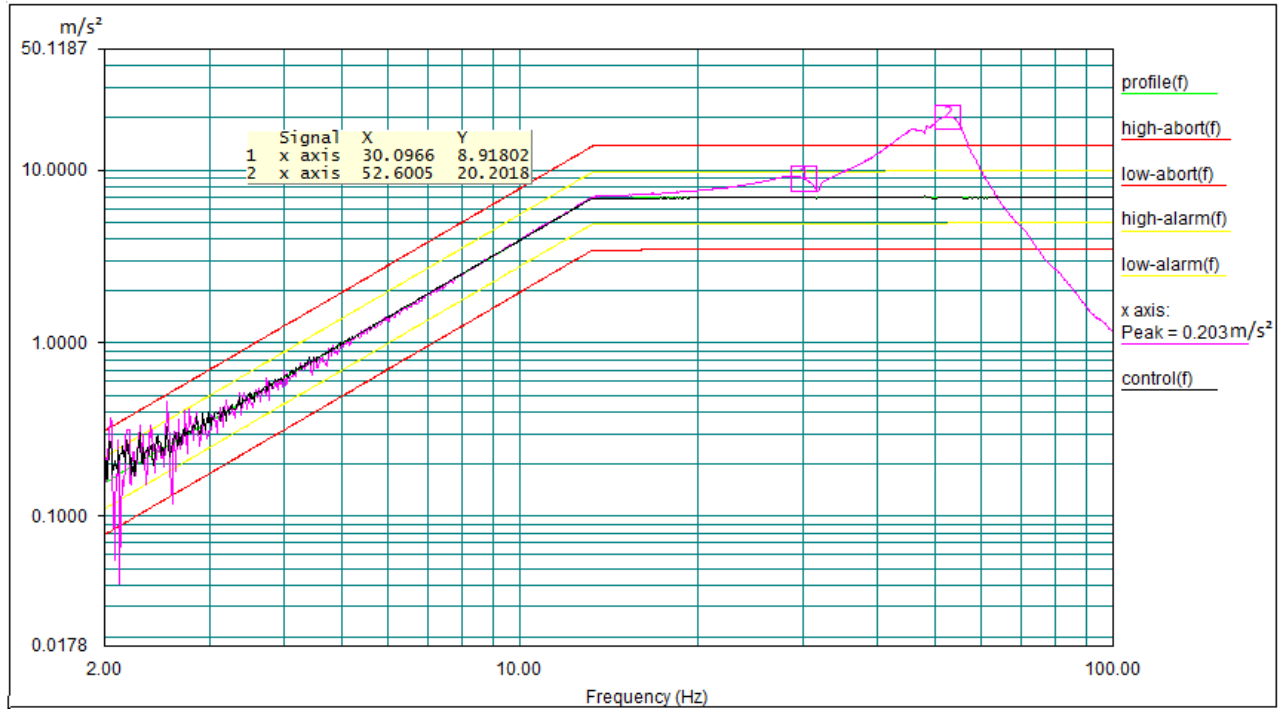
**Summary:**

- No visible damage was found on sample appearance after the test.
- Performance test was normal during and after the test.
- Sample photo after the test:



Date: May, 12, 2020

-Test profile:  
Researching  
X axis



Level: 100 %  
Control Peak: 0.151866 m/s<sup>2</sup>  
Full Level Time: 00:22:36  
Sweep Rate: 0.5 Oct/Min  
Data saved at 02:04:44 PM, Thursday, May 07, 2020  
Report created at 02:04:45 PM, Thursday, May 7, 2020

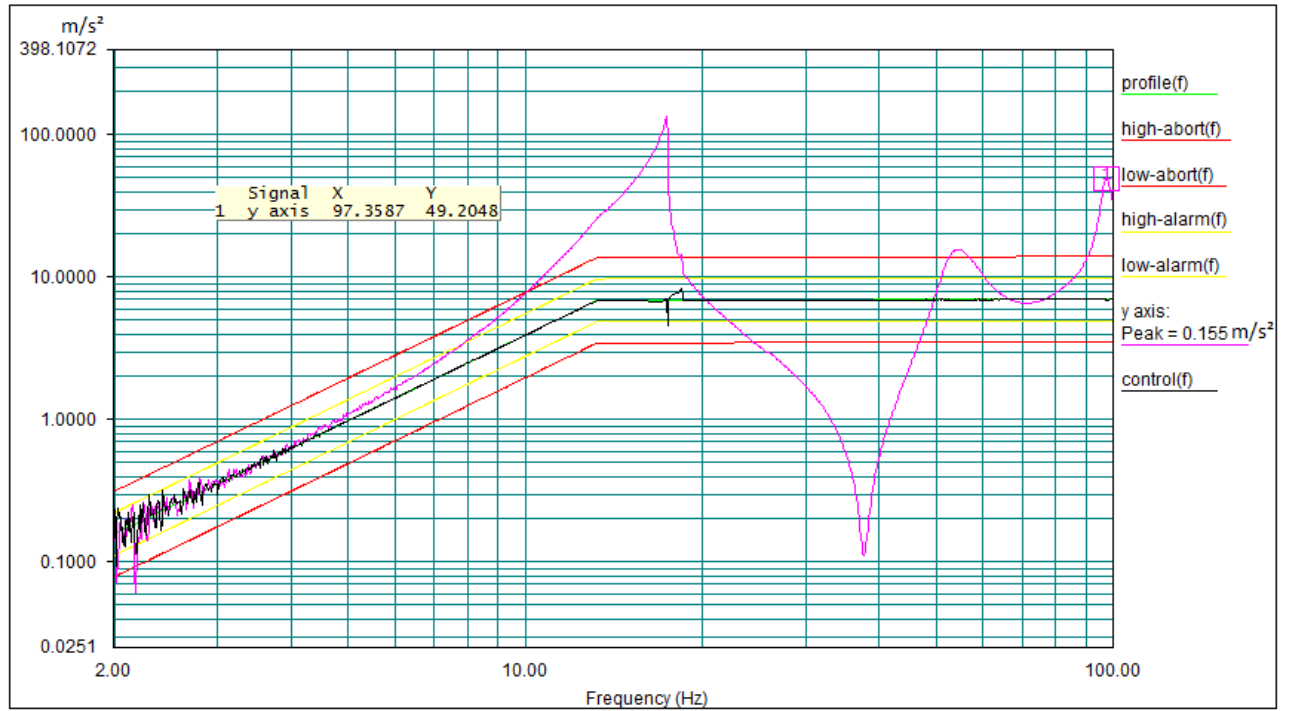
Benchmark and Non-standard Test Report: Report must be reproduced in its entirety

Date: May, 12, 2020

-Test profile:

Researching

Y axis



Level: 100 %

Control Peak: 0.236172 m/s<sup>2</sup>

Full Level Time: 00:22:35

Sweep Rate: 0.5 Oct/Min

Data saved at 10:27:40 AM, Thursday, May 07, 2020

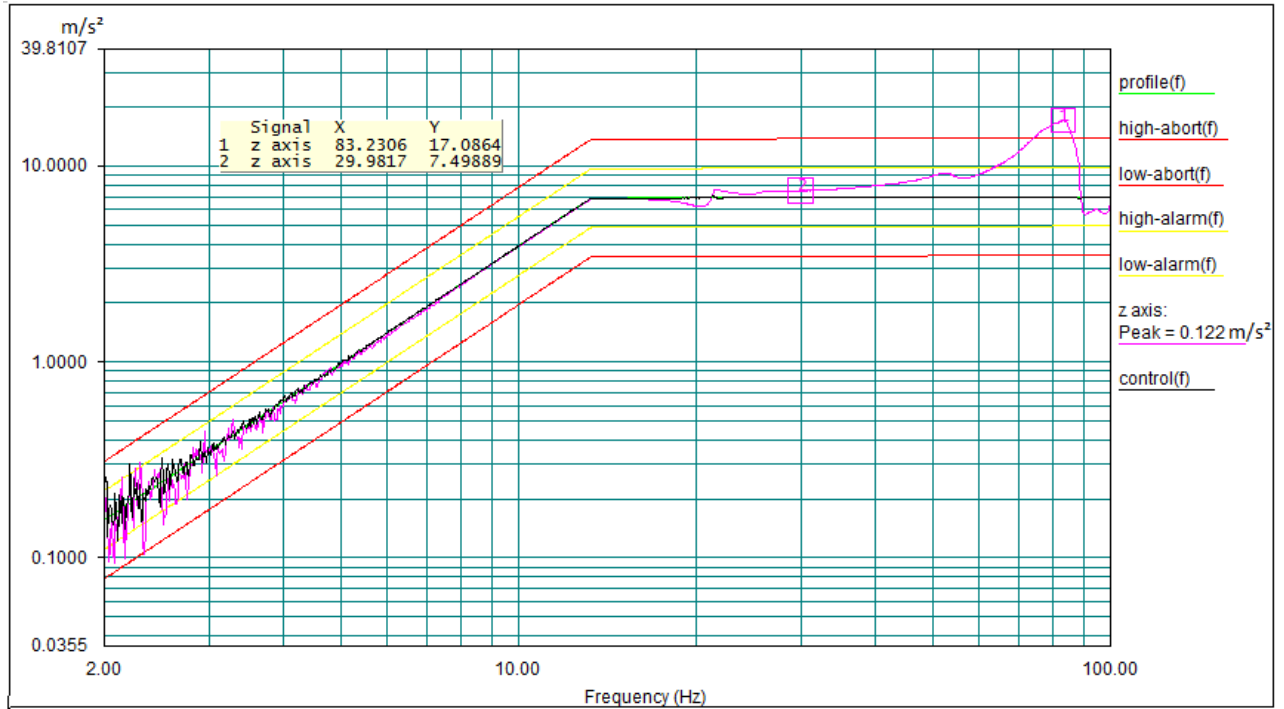
Report created at 10:27:41 AM, Thursday, May 7, 2020

Benchmark and Non-standard Test Report: Report must be reproduced in its entirety



Date: May, 12, 2020

-Test profile:  
Researching  
Z axis



Level: 100 %

Control Peak: 0.248215 m/s<sup>2</sup>

Full Level Time: 00:22:35

Sweep Rate: 0.5 Oct/Min

Data saved at 04:55:18 PM, Thursday, May 07, 2020

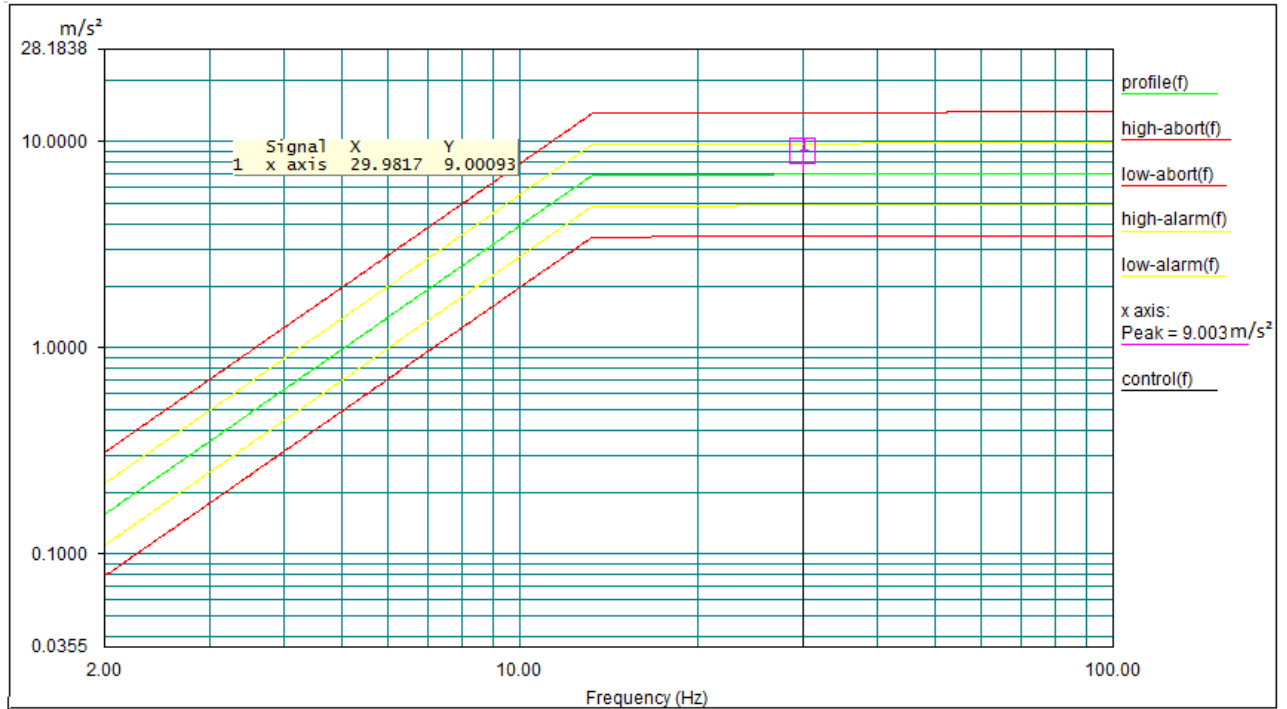
Report created at 04:55:19 PM, Thursday, May 7, 2020

Date: May, 12, 2020

-Test profile:

Dwelling

X axis



Level: 100 %

Control Peak: 6.926799 m/s²

Full Level Time: 02:00:00

Sweep Rate: 1 Oct/Min

Data saved at 04:06:19 PM, Thursday, May 07, 2020

Report created at 04:06:20 PM, Thursday, May 7, 2020

Benchmark and Non-standard Test Report: Report must be reproduced in its entirety

**TEST REPORT FOR ELGENS CO.,LTD.**

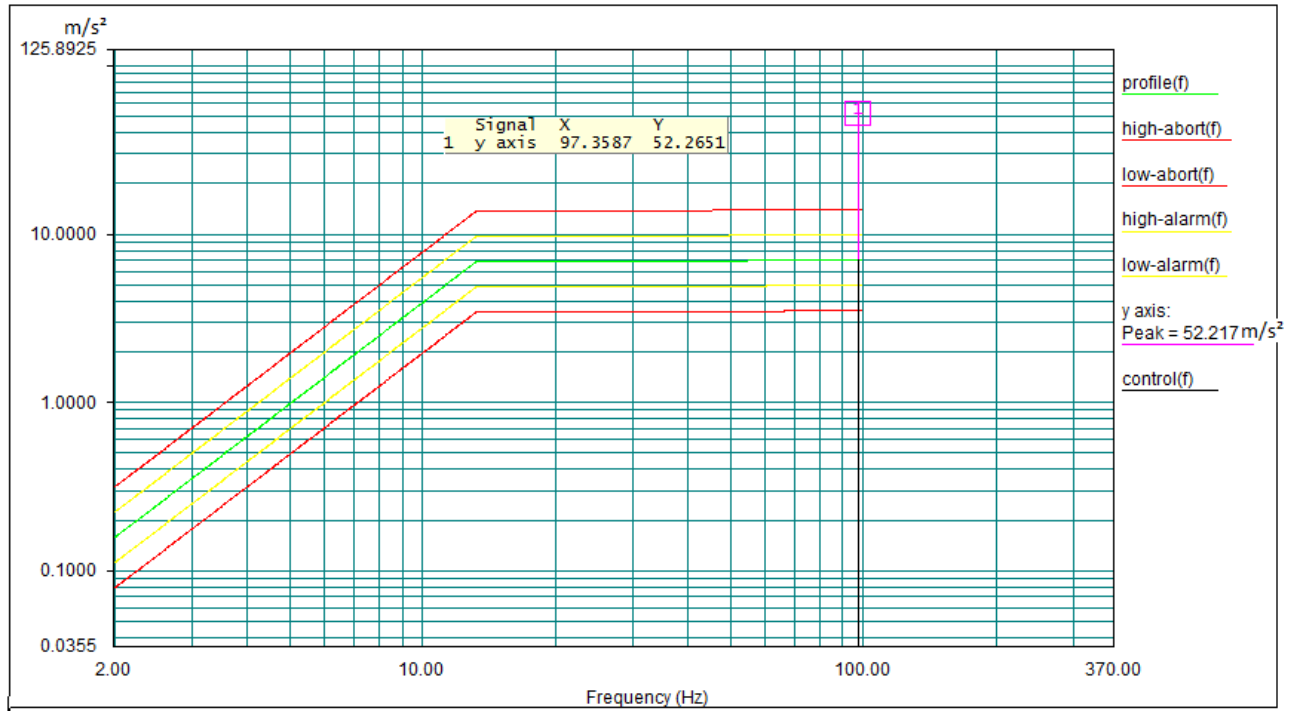
Date: May, 12, 2020

Report No.: 200500053TWN-001

-Test profile:

Dwelling

Y axis



Level: 100 %

Control Peak: 6.992638 m/s²

Full Level Time: 02:00:00

Sweep Rate: 1 Oct/Min

Data saved at 12:28:55 PM, Thursday, May 07, 2020

Report created at 12:28:56 PM, Thursday, May 7, 2020

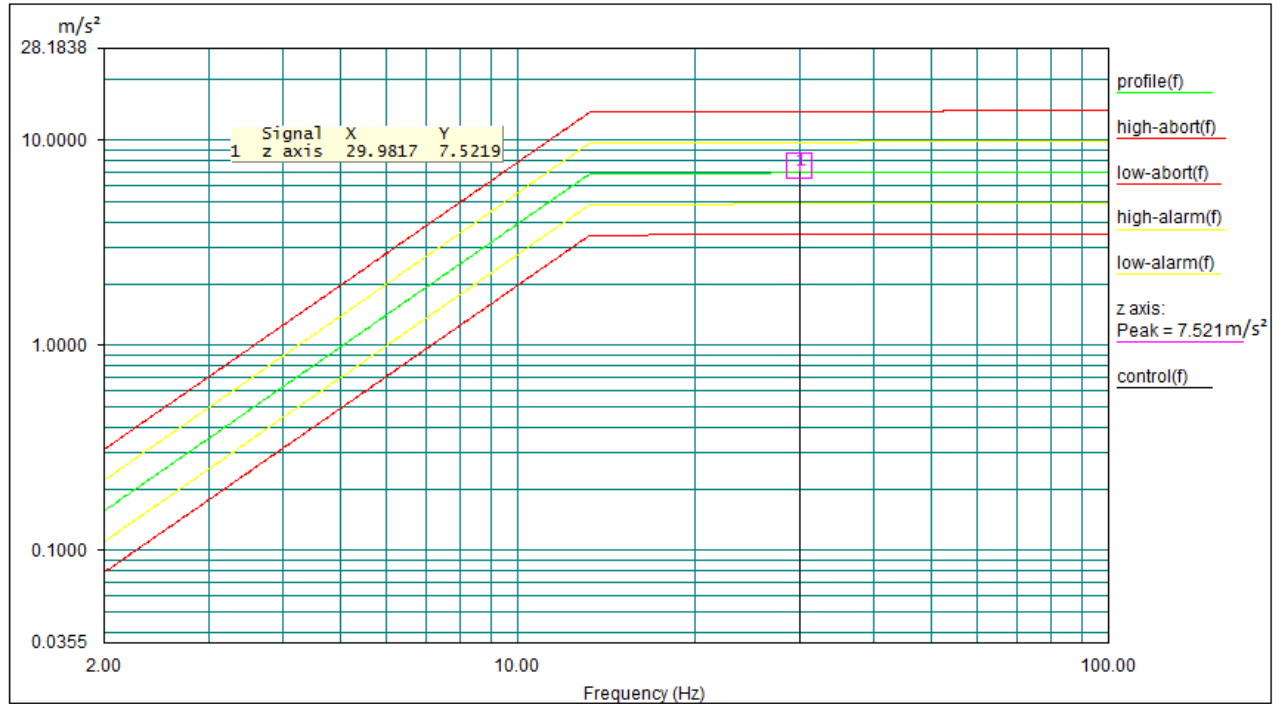
Benchmark and Non-standard Test Report: Report must be reproduced in its entirety

Date: May, 12, 2020

-Test profile:

Dwelling

Z axis



Level: 100 %

Control Peak: 6.928245 m/s²

Full Level Time: 02:00:00

Sweep Rate: 1 Oct/Min

Data saved at 11:01:43 AM, Friday, May 08, 2020

Report created at 11:01:45 AM, Friday, May 8, 2020

Benchmark and Non-standard Test Report: Report must be reproduced in its entirety